

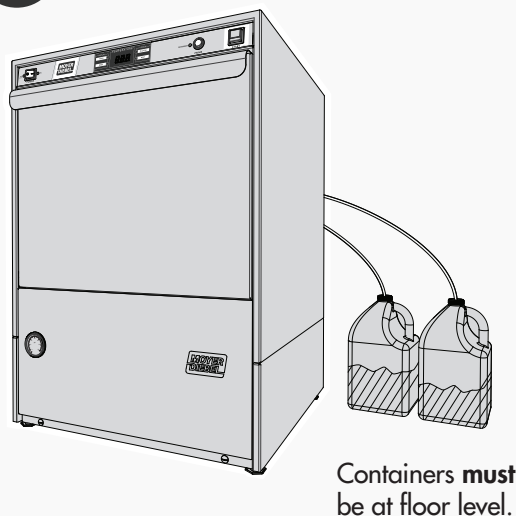
# DAILY OPERATION

## UNDERCOUNTER


**383**  
HT MODEL

0513883 REV A - 31-MAR-2016

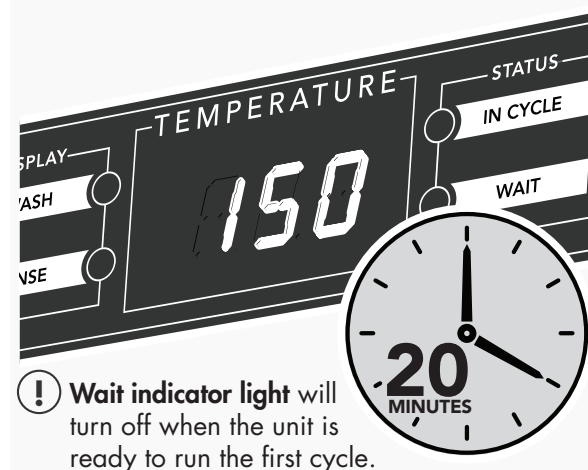
- 1** Check chemical levels in containers



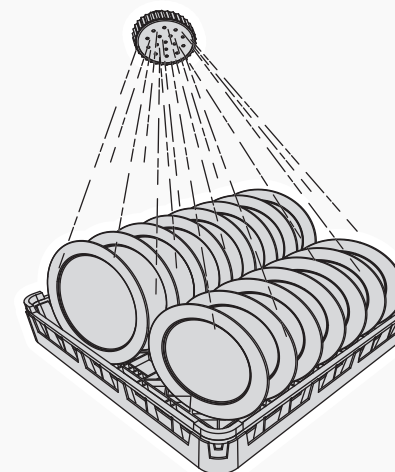
- 2** Flip **ON/OFF** switch to **ON** position to fill the machine.



- 3** Wait 20 minutes for temperature gauge to read 150°F/66°C



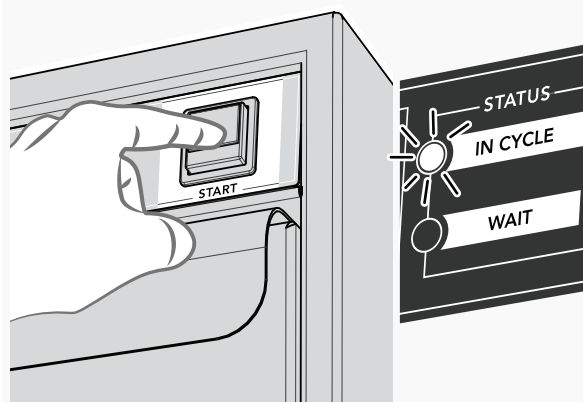
- 4** Prescrap wares and load into rack




- 5** Load rack into dishwasher



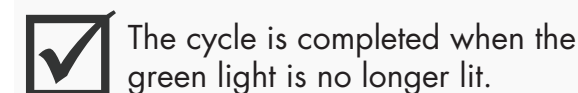
- 6** Close door, press and hold **START** button for 1 second and **IN CYCLE** light will indicate the cycle has begun



- 7** Final rinse temperature should be a minimum of 180°F/82°C during final rinse.



- 8** Wash cycle is extended until the final rinse temperature is a minimum of 180°F/82°C.



You may now remove your clean wares.

Exercise caution handling wares as they may be hot.